














J Anderson

Name	Description	Duration
Custom Training (Instructor-led training) Completed on: 6/15/2021	Security Labelling	0.5 hours
	21st Century Learning Design Completed on: 5/15/2021 21st Century Learning Design (21CLD) for Educators is a collection of 8 courses with 4-6 lessons in each course. This learning path provides teachers with clear and practical ways to develop 21st skills using digital technologies with their students. Through a collection of Office Mix Lessons, 21st Century Learning Design for Educators builds on the research methodology providing a collaborative, practice-based process to help educators transform how they design enriching learning activities for their students. The complete series of 8 courses consists of 20 hours of Office Mix Lessons, video and self-assessment materials. Educators have the opportunity to actively participate in the course by sharing their materials and by engaging in ongoing discussion as part of a community of learners.	20 hours
	21st century learning design: Course 7 - use of ICT for learning Completed on: 5/15/2021 Information and communication technologies (ICT) have become commonplace in all aspects of life, including education. The use of ICT in education all too often supports the consumption of information and ideas. This course highlights the need to use ICT to transform learning experiences and to create and design new information. To successfully complete this course, you must pass the assessment by answering at least 80% of the questions correctly.	3 hours
	21st century learning design: Course 5 - self-regulation Completed on: 5/15/2021 This course introduces you to the idea of self-regulation and the dimensions of working on long-term projects, students planning their own work and providing opportunities to revise work based on feedback. To successfully complete this course, you must pass the assessment by answering at least 80% of the questions correctly.	3 hours
	21st century learning design: Course 4 - knowledge construction Completed on: 5/15/2021 This course introduces you to the dimensions of Knowledge Construction so that students can build deep knowledge that they can transfer and apply in practice. To successfully complete this course, you must pass the assessment by answering at least 80% of the questions correctly.	3 hours




J Anderson

Name	Description	Duration
 <p>21st century learning design: Course 8 - embedding 21CLD in practice</p> <p>Completed on: 5/15/2021</p>	<p>This course will provide you with practical activities where you can reflect on your practice and on the practice of other teachers. This self-reflection and observation ensures that you can continue to enhance your professional practice using ICT, in order to develop your students' 21st century skills.</p>	1 hour
 <p>21st century learning design: Course 3 - skilled communication</p> <p>Completed on: 5/15/2021</p>	<p>This course introduces the concept of skilled communication and supports teachers to design learning activities where young people can develop this important skill. To successfully complete this course, you must pass the assessment by answering at least 80% of the questions correctly.</p>	3 hours
 <p>21st century learning design: Course 6 – real-world problem-solving and innovation</p> <p>Completed on: 5/4/2021</p>	<p>This course defines what we mean by problem-solving and the dimensions that should be present in such activities. Learn how to provide your students with opportunities to engage in real world problems and to apply their solutions or ideas in practice. To successfully complete this course, you must pass the assessment by answering at least 80% of the questions correctly.</p>	3 hours
<p>Custom Training (Instructor-led training)</p> <p>Completed on: 4/12/2021</p>	21st Century Learning Design, Office 365	3 hours
 <p>21st century learning design: Course 2 - collaboration</p> <p>Completed on: 2/24/2021</p>	<p>This course explores the broader meaning of collaboration, and your understanding of it. You will learn to design lessons in which students can develop collaboration skills. You will be introduced to the dimensions of collaboration and learn to identify when lessons contain these dimensions. To successfully complete this course, you must pass the assessment by answering at least 80% of the questions correctly.</p>	3 hours
 <p>Level up with Office 365 and Windows</p> <p>Completed on: 2/24/2021</p>	<p>Now that you are up and running with Microsoft Teams, OneNote and Forms, empower every voice with Flipgrid and provide real-time feedback using class Teams and class notebooks. Turn your classroom into a dynamic learning environment that allows you to know how each student is progressing.</p>	4.5 hours






J Anderson

Name	Description	Duration
 <p>OneNote teacher academy Completed on: 2/24/2021</p>	<p>In this learning path,, you will be learn to navigate within the OneNote Windows 10 app structure, use OneNote tools effectively, create lesson plans, assessments, and learning activities using various tools in OneNote, create notebooks for student and teacher collaboration using OneNote Class Notebook, create notebooks for collaboration between the staff members using OneNote Staff Notebook.</p>	3.5 hours
 <p>Office 365 Teacher Academy Completed on: 2/24/2021</p>	<p>Office 365 provides the right environment for better learning outcomes. In this learning path, educators will learn how to become more innovative with cloud-based tools, regardless of the device they use. In this course, learn how to use basic features of Office 365 including Microsoft Teams, OneNote, Sway, Microsoft Forms, Office Online and OneDrive.</p>	11.75 hours
 <p>MIE Trainer Academy Completed on: 2/24/2021</p>	<p>The Microsoft Innovative Educator (MIE) Trainer Academy is designed for teacher trainers and those who are responsible for training educators on the integration of technology in the classroom. The goal is to provide trainers exposure to the many Microsoft technologies and resources that support student-centered learning based on authentic problems and projects while aligning to 21st Century Skills, NETS-S and Common Core Standards.</p>	10.5 hours
<p>Custom Training (Instructor-led training) Completed on: 2/23/2021</p>	Microsoft Events	0.5 hours
 <p>21st century learning design: Course 1 - introducing 21CLD Completed on: 2/18/2021</p>	<p>This course gives an overview of the key 21st century skills of; collaboration, knowledge construction, self-regulation, problem-solving and innovation, information and communications technology (ICT) for learning, and skilled communication. It explores what learning looks like in the 21st century and how innovative teaching practices can support student learning to develop these skills. To successfully complete this course, you must pass the assessment by answering at least 80% of the questions correctly.</p>	1 hour





J Anderson

Name	Description	Duration
 <p>Creating visual learning materials with ThingLink Completed on: 10/21/2020</p>	<p>In this short introductory course, you will learn how you can create powerful visual learning materials to engage your learners and publish to your school communities. ThingLink is a visual learning solution for classroom and remote learning. You can use it to bring images, video and 360-degree virtual tours to life with further information. This can include any combination of voice and text notes, as well embedded Microsoft tools and web resources. Students can use it to document projects and assignments at home too! ThingLink integrates beautifully with Microsoft Teams, providing the perfect opportunities to collaborate in your Chats and Channels. Helpful Tip! Watch each of the ThingLink Videos and explore the Tags for extra info. On completion you will receive a digital badge and you can also complete our form for an exclusive ThingLink Lanyard and Medal!</p>	1 hour
 <p>The inclusive educator Completed on: 6/24/2020</p>	<p>Welcome to the Inclusive Educator Learning Path. The materials presented here have been developed in a partnership between Microsoft and the UK-based education charity Achievement for All (https://afaeducation.org/) The learning path includes courses that emphasize the importance of building and providing accessible content, to empower students to access the content in the way that best meets their needs and to provide personalized learning experiences. The courses in this specialization will prepare teachers to meet the needs of all learners in the classroom.</p>	1 hour
 <p>Microsoft K-12 Education Transformation Framework: Leadership and Policy Completed on: 6/24/2020</p>	<p>This course focuses on Leadership and Policy design for school leaders. This component is aimed at building system-wide leadership to drive change.</p>	4 hours
<p>Custom Training (Instructor-led training) Completed on: 5/21/2020</p>	MIEE application	0.5 hours
<p>Custom Training (Instructor-led training) Completed on: 5/18/2020</p>	FlipGrid, Office 365, Microsoft Teams	1.5 hours







J Anderson

Name	Description	Duration	
Custom Training (Instructor-led training) Completed on: 5/5/2020	FlipGrid	0.5 hours	
	Conclusion: Office 365 Teacher Academy Completed on: 5/3/2020	The last step in completing the Office 365 Teacher Academy Learning Path. Complete the assessment, and you will earn your badge!	0.25 hours
	Training teachers to author accessible content Completed on: 5/3/2020	Everyone should have access to all educational materials in your classroom. This course will provide information on the importance of creating accessible documents, creating new and revising old Word, OneNote and PowerPoint documents so they are accessible to everyone. Translator and Office Lens as key tools for creating accessible content for all learners	1 hour
	Developing workforce ready skills in Office Online Completed on: 5/3/2020	Innovative educators are always working to improve their practices and "make what's next" in light of emerging educational trends and the latest technologies. With the ever-changing landscape of technology and careers, best practices require teachers to continually transform their lessons and their teaching methods to ensure their students are college and career ready. In this course you will learn how Office Online • aids educators in the creation of innovative lessons • allows students to collaborate • allows students to create products as if they were already in the workforce.	1 hour
	Streamline efficiency with Office 365 apps Completed on: 5/3/2020	Office 365 provides the right environment for better learning outcomes. In this introduction to Office 365, educators will learn how to become more innovative with cloud-based tools, regardless of the device they use. This course is aimed at educators for whom Office 365 is relatively new and who are looking to implement solutions to classroom problems right away. With Office 365, educators will learn how to become more innovative with cloud-based tools, regardless of the device they use.	1 hour
	Crafting a collaborative learning environment with Class Teams Completed on: 5/3/2020	Microsoft Class Teams enables teachers to collaborate with students while seamlessly integrating assignments, assessments, and applications directly into the Team	1 hour





J Anderson

Name	Description	Duration
	<p>Getting started with Office 365 and Windows for leadership</p> <p>Completed on: 5/3/2020</p>	5.5 hours
	<p>Supporting learning initiatives with Staff Teams</p> <p>Completed on: 5/3/2020</p>	1 hour
<p>Custom Training (Instructor-led training)</p> <p>Completed on: 4/27/2020</p>	Microsoft Teams	0.5 hours
	<p>Beyond the Basics with Flipgrid</p> <p>Completed on: 3/31/2020</p>	1 hour
<p>Custom Training (Instructor-led training)</p> <p>Completed on: 3/30/2020</p>	Microsoft Teams	0.5 hours
<p>Custom Training (Instructor-led training)</p> <p>Completed on: 3/27/2020</p>	Forms	0.5 hours
	<p>Getting started with Office 365 and Windows</p> <p>Completed on: 2/4/2020</p>	4.5 hours



J Anderson

Name	Description	Duration
 <p>Microsoft in Education Completed on: 2/4/2020</p>	<p>The Microsoft in Education learning path is a set of introductory courses to get you started on our suite of Microsoft tools for teaching and learning.</p>	5.25 hours
 <p>Windows 10 for Education Completed on: 2/4/2020</p>	<p>Create a world of tomorrow in your classroom with easy to set up devices and apps, amazingly integrated tools for learning, and features that engage all types of learners. This course will review the best of Windows 10 for education. Educators completing this course will feel comfortable getting started with Windows 10, using universal apps, inking and interacting with various types of content, and setting up new classroom devices.</p>	1.5 hours
 <p>Digital storytelling with Microsoft Sway Completed on: 2/2/2020</p>	<p>By allowing teachers and students to focus on content and not worry about format, the Digital storytelling with Microsoft Sway course will show how Sway can be used to capture and share digital stories that need to be told in and around classroom activities.</p>	1 hour
 <p>Microsoft Forms: Creating authentic assessments Completed on: 2/2/2020</p>	<p>Use Microsoft Forms for surveys, quizzes and polls in classes to increase student engagement and voice. Streamline and save time in managing learning assessments with Office 365 by using Forms in Teams and OneNote, and use Excel to extend analytics on Forms data.</p>	1 hour
 <p>Introduction to Microsoft Teams – the digital hub for educators and students Completed on: 2/2/2020</p>	<p>Microsoft Teams is a digital hub that brings conversations, content, and apps together in one place. Educators can create collaborative classrooms, connect in Professional Learning Communities, and communicate with school staff all from a single experience in Office 365 for Education. This course will provide educators with the necessary steps for getting up and running with Microsoft Teams.</p>	0.75 hours
 <p>MIE Trainer: Trainer academy Completed on: 2/2/2020</p>	<p>The Microsoft Innovative Educator (MIE) Trainer Academy is designed for teacher trainers and those who are responsible for training educators on the integration of technology in the classroom. This course gives an overview of the MIE Trainer program, program details and the steps for becoming an MIE Trainer or MIE Master trainer.</p>	1.33333333333333 hours




J Anderson

Name	Description	Duration
 <p>Independent learning with math tools in OneNote</p> <p>Completed on: 1/19/2020</p>	<p>This course is designed to teach educators how to use the OneNote Math button. This button allows students to see the steps to solve an equation and helps them become independent learners.</p>	1 hour
<p>Introduction to OneNote Teacher Academy</p> <p>Completed on: 1/19/2020</p>	<p>This is the last step in completing the Office 365 Teacher Academy Learning Path. Complete the assessment, and you will earn your badge!</p>	1 hour
 <p>OneNote Staff Notebook: Tools for staff collaboration</p> <p>Completed on: 1/19/2020</p>	<p>Learn how to collaborate with colleagues or staff using OneNote. OneNote Staff Notebooks have a personal workspace for every staff member or teacher, a content library for shared information, and a collaboration space for everyone to work together, all within one powerful notebook.</p>	0.5 hours
 <p>Getting Started with OneNote</p> <p>Completed on: 1/19/2020</p>	<p>Make learning more powerful and dynamic with Microsoft OneNote digital notebooks. Use OneNote to compile and organize information, research, and content; support research, collaboration, note taking, journaling, and reflection.</p>	1 hour
<p>My Minecraft Journey Lesson Nine: Slash Commands</p> <p>Completed on: 12/12/2019</p>	<p>After completing Lesson Nine, you will be able to: 1. Understand how to access slash commands and enabling cheats 2. Learn about X,Y,Z coordinates in Minecraft and relevance for teleporting and fill commands 3. Understand various ways you can target commands in Minecraft 4. Basic commands you will find useful when creating and managing learning experiences</p>	0.5 hours
 <p>My Minecraft journey lesson eight: Bringing it all together</p> <p>Completed on: 12/12/2019</p>	<p>Lesson Eight is focused on helping you connect your existing curriculum to Minecraft: Education Edition in ways that support your students' learning, this module will uncover: 1. Overview of a typical Minecraft lesson plan 2. Looking for curricular connections 3. Crafting your lesson plan 4. Reflection on your lesson plan</p>	1 hour




J Anderson

Name	Description	Duration	
<p>My Minecraft Journey Lesson Seven: Be a Minecraft Player</p> <p>Completed on: 12/12/2019</p>	<p>After completing Lesson Seven, you will be able to: 1. Understand the two main environments players use to play Minecraft 2. Explore gameplay styles and challenges 3. Survive the night, and beyond! 4. Get some basic gameplay tips</p>	0.5 hours	
<p>My Minecraft Journey Lesson Five: Classroom Mode</p> <p>Completed on: 12/12/2019</p>	<p>Lesson Five is all about understanding what you're able to do as a teacher within Classroom Mode. After completing Lesson Five, you will be able to: 1. Understand the Classroom Mode overview 2. Install Classroom Mode 3. Open Classroom Mode 4. Change world settings using Classroom Mode 5. Communicate with students using Classroom Mode.</p>	0.5 hours	
	<p>My Minecraft journey lesson two: Building community with Minecraft: Education Edition</p> <p>Completed on: 12/12/2019</p>	<p>After completing Lesson Two, you will be able to: 1. Understand the three ways you can start a Minecraft: Education Edition world 2. Navigate different Minecraft game modes and difficulties 3. Execute basic slash commands for world setup</p>	1 hour
	<p>Flipped instruction with PowerPoint Recorder</p> <p>Completed on: 12/12/2019</p>	<p>This course will teach you how you can use PowerPoint Recorder to flip your instruction, providing content for students outside of class and help to improve student outcomes.&nbsp;</p>	1 hour
<p>My Minecraft Journey Lesson One</p> <p>Completed on: 12/12/2019</p>	<p>After completing Lesson One, you will be able to: Install and set up Minecraft: Education Edition for use Navigate Minecraft: Education Edition menus and settings</p>	0.5 hours	
<p>Custom Training (Instructor-led training)</p> <p>Completed on: 11/22/2019</p>	<p>21st Century Learning Design, Education Transformation Framework, Microsoft Teams</p>	5 hours	
<p>Introduction to Paint 3D</p> <p>Completed on: 11/9/2019</p>		1.5 hours	

J Anderson

Name	Description	Duration
 <p>Microsoft K-12 Education Transformation Framework: Modern teaching and learning</p> <p>Completed on: 11/9/2019</p>	<p>This Learning Path focuses on Modern Teaching and Learning. As part of the Microsoft Education Transformation Framework, this component is aimed at school leaders looking to transform the teaching and learning practices within their school.</p>	4 hours
<p>MT&L Lesson 4 - Curriculum and Assessment</p> <p>Completed on: 11/9/2019</p>	<p>Students in blended learning conditions exceed students in traditional classroom environments. But simply implementing technology into blended learning does not necessarily equal positive results. Especially in priority areas like STEM, schools must continually ensure their pedagogical beliefs align with their technological efforts. This lesson addresses ways contemporary curriculum and assessment is a key area in ensuring students have access to tools that teaches the skills of tomorrow.</p>	1 hour
<p>MT&L Lesson 2 - Personalized learning and well-being</p> <p>Completed on: 11/9/2019</p>	<p>Personalized Learning is neither a new concept nor a radical departure from established education practice. Today with continual improvement in technology, we have the potential to allow teachers to observe and intervene with each child earlier, better share knowledge across the educator team, and to respond with more diverse and engaging tools. This course is designed to make you think, refresh, expand, and learn what is working and what is truly making a difference in personalized learning and well-being.</p>	1 hour
 <p>Transform Learning with Microsoft Teams</p> <p>Completed on: 9/7/2019</p>	<p>Learn the basics of teaching students with Microsoft Teams for communication and collaboration, streamlined file sharing, and Class Notebooks. In Teams, bring all of the tools of teaching and learning together in one place.</p>	1 hour
 <p>Engage and Amplify with Flipgrid</p> <p>Completed on: 9/7/2019</p>	<p>In this course you will learn how to integrate Flipgrid into your classroom and explore Flipgrid ideas and resources from educators around the world. This course is designed for educators of all subject areas, early grades through higher education who want to empower student voice with Flipgrid. Upon completing this course, you will earn the Flipgrid Certified Educator badge and will join an inspiring community of thousands of educators around the world using Flipgrid to engage and amplify their learners!</p>	1 hour

J Anderson

Name	Description	Duration
 <p>Engage and Amplify with Flipgrid</p> <p>Completed on: 9/7/2019</p>	<p>In this course you will learn how to integrate Flipgrid into your classroom and explore Flipgrid ideas and resources from educators around the world. This course is designed for educators of all subject areas, early grades through higher education who want to empower student voice with Flipgrid. Upon completing this course, you will earn the Flipgrid Certified Educator badge and will join an inspiring community of thousands of educators around the world using Flipgrid to engage and amplify their learners!</p>	1 hour
 <p>OneNote Class Notebook: A teacher's all-in-one notebook for students</p> <p>Completed on: 5/2/2019</p>	<p>OneNote Class Notebook provides a platform for teachers to prepare instructional materials and collaborate with students in an organized manner. In this part of the training, participants create a Class Notebook and begin building instructional content they can use with their students.</p>	1 hour
 <p>Getting Started with OneNote</p> <p>Completed on: 5/2/2019</p>	<p>Make learning more powerful and dynamic with Microsoft OneNote digital notebooks. Use OneNote to compile and organize information, research, and content; support research, collaboration, note taking, journaling, and reflection.</p>	1 hour